



Connectors > Power Connectors > Rectangular Power > Rectangular Power Connectors



Rectangular Power Connector Type: **Housing**

Connector & Housing Type: **Receptacle**

Connector System: **Wire-to-Wire**

Number of Positions: **4**

Centerline (Pitch): **5.03 mm [.198 in]**

Features

Product Type Features

Rectangular Power Connector Type	Housing
Connector & Housing Type	Receptacle
Connector System	Wire-to-Wire
Sealable	No
Connector & Contact Terminates To	Wire & Cable

Configuration Features

Number of Positions	4
Number of Signal Positions	4
Number of Rows	2

Electrical Characteristics

Operating Voltage	250 VAC
-------------------	---------

Contact Features

Contact Layout	Matrix
Contact Retention Within Housing	Without



Contact Type	Socket
--------------	--------

Termination Features

Termination Method to Wire & Cable	Crimp
------------------------------------	-------

Mechanical Attachment

Panel Mount Feature	Without
Connector Mounting Type	Cable Mount (Free-Hanging)

Housing Features

Centerline (Pitch)	5.03 mm [.198 in]
Housing Color	Natural
Housing Material	Nylon 6/6

Dimensions

Row-to-Row Spacing	5.03 mm [.198 in]
--------------------	-------------------

Usage Conditions

Operating Temperature Range	-55 – 105 °C [-67 – 221 °F]
-----------------------------	-----------------------------

Operation/Application

Circuit Application	Power & Signal
---------------------	----------------

Industry Standards

CSA Rating	Certified
UL Flammability Rating	UL 94V-2
Glow Wire Rating	Standard Part - Not Glow Wire
UL Rating	Recognized
Agency/Standard Number	E28476
CSA File Number	LR7189
Agency/Standard	CSA, UL

Packaging Features

Packaging Method	Package
Packaging Quantity	1

Other

For Use With	Plug Housing
--------------	--------------

Product Compliance

[For compliance documentation, visit the product page on TE.com>](#)











EU RoHS Directive 2011/65/EU	Compliant
EU ELV Directive 2000/53/EC	Compliant
China RoHS 2 Directive MIIT Order No 32, 2016	No Restricted Materials Above Threshold
EU REACH Regulation (EC) No. 1907/2006	Current ECHA Candidate List: JUNE 2022 (224) Candidate List Declared Against: JUNE 2022 (224) Does not contain REACH SVHC
Halogen Content	BFR/CFR/PVC Free, but Br/Cl >900 ppm in other sources.
Solder Process Capability	Not applicable for solder process capability

Product Compliance Disclaimer



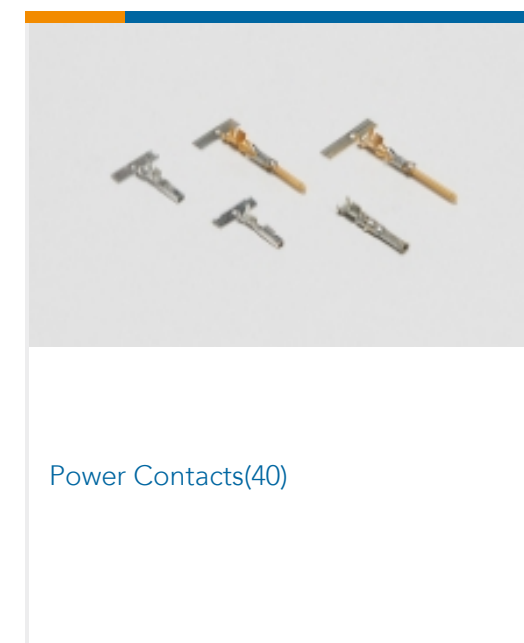
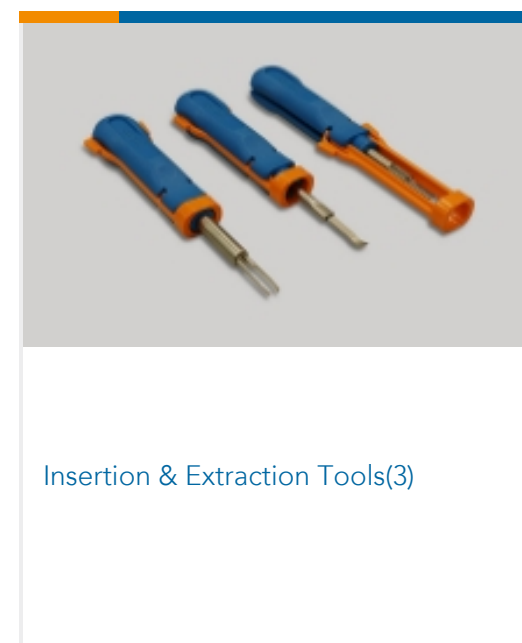

This information is provided based on reasonable inquiry of our suppliers and represents our current actual knowledge based on the information they provided. This information is subject to change. The part numbers that TE has identified as EU RoHS compliant have a maximum concentration of 0.1% by weight in homogenous materials for lead, hexavalent chromium, mercury, PBB, PBDE, DBP, BBP, DEHP, DIBP, and 0.01% for cadmium, or qualify for an exemption to these limits as defined in the Annexes of Directive 2011/65/EU (RoHS2). Finished electrical and electronic equipment products will be CE marked as required by Directive 2011/65/EU. Components may not be CE marked. Additionally, the part numbers that TE has identified as EU ELV compliant have a maximum concentration of 0.1% by weight in homogenous materials for lead, hexavalent chromium, and mercury, and 0.01% for cadmium, or qualify for an exemption to these limits as defined in the Annexes of Directive 2000/53/EC (ELV). Regarding the REACH Regulation, the information TE provides on SVHC in articles for this part number is based on the latest European Chemicals Agency (ECHA) 'Guidance on requirements for substances in articles' posted at this URL: <https://echa.europa.eu/guidance-documents/guidance-on-reach>

Compatible Parts

 <p>TE Part # 770147-1 .093 CP&S PIN PTPBR LP 24-18</p>	 <p>TE Part # 350416-1 .093 COMM P&S PIN 14-20 PTPBR</p>	 <p>TE Part # 770529-1 .093 COMM P&S SOK 14-20 PTPBR</p>	 <p>TE Part # 770530-1 .093 COMM P&S PIN 14-20 PTPBR</p>
 <p>TE Part # 350415-1 .093 COMM P&S SOK 14-20 PTPBR</p>	 <p>TE Part # 350418-1 .093 COMM P&S PIN 18-24 PTPBR</p>	 <p>TE Part # 350417-1 .093 COMM P&S SOK 18-24 PTPBR</p>	 <p>TE Part # 350415-5 .093 COMM P&S SOK 20-14 AUBR</p>



Also in the Series | Commercial Pin and Socket Connectors



Documents



Product Drawings

[04P .093 COMM P&S RECPT](#)

English

CAD Files

[3D PDF](#)

English

Customer View Model

[ENG_CVM_770843-1_O.2d_dxf.zip](#)

English

Customer View Model

[ENG_CVM_770843-1_O.3d_igs.zip](#)

English

Customer View Model

[ENG_CVM_770843-1_O.3d_stp.zip](#)

English

[3D PDF](#)

3D

Customer View Model

[ENG_CVM_CVM_770843-1_C.2d_dxf.zip](#)

English

Customer View Model

[ENG_CVM_CVM_770843-1_C.3d_igs.zip](#)

English

Customer View Model

[ENG_CVM_CVM_770843-1_C.3d_stp.zip](#)

English

By downloading the CAD file I accept and agree to the [Terms and Conditions](#) of use.

Datasheets & Catalog Pages

[SOFT_SHELL_PIN_SOCKET_CONNECTORS_STANDARD_DENSITY](#)

English

Product Specifications

[Application Specification](#)

English

Agency Approvals

[UL Report](#)

English